

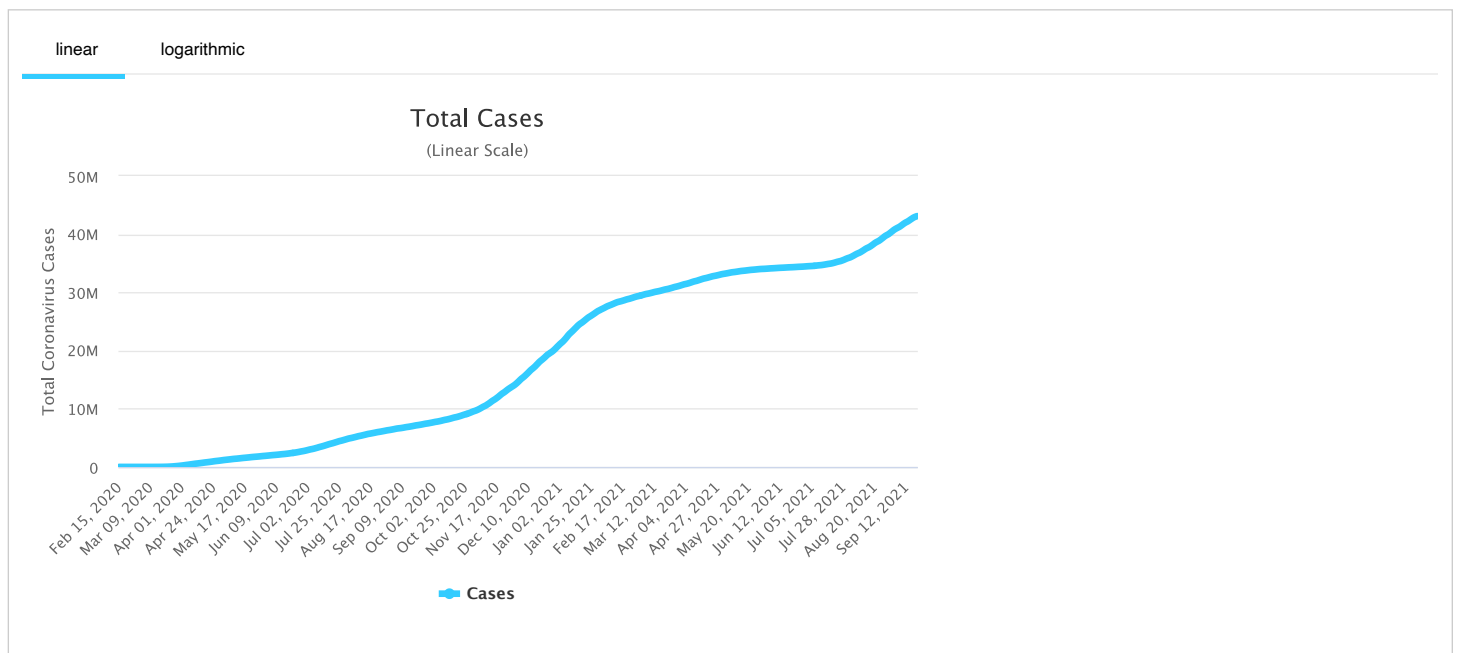
#	USA State	Total Cases	New Cases	Total Deaths	New Deaths	Total Recovered	Active Cases	Tot Cases/ 1M pop	Deaths/ 1M pop	Total Tests
	USA Total	43,107,628		694,619		32,675,982	9,737,027	130,233	2,099	623,1
1	<u>California</u> (/coronavirus/usa/california/)	4,562,176		68,185		2,403,437	2,090,554	115,462	1,726	89,3
2	<u>Texas</u> (/coronavirus/usa/texas/)	3,949,513		62,559		3,549,547	337,407	136,209	2,158	40,7
3	<u>Florida</u> (/coronavirus/usa/florida/)	3,549,546		51,884		2,447,654	1,050,008	165,266	2,416	38,8
4	<u>New York</u> (/coronavirus/usa/new-york/)	2,452,856		55,484		2,119,496	277,876	126,088	2,852	68,4
5	<u>Illinois</u> (/coronavirus/usa/illinois/)	1,598,757		27,275		1,443,952	127,530	126,166	2,152	30,7
6	<u>Georgia</u> (/coronavirus/usa/georgia/)	1,536,467		24,772		1,111,727	399,968	144,712	2,333	15,0
7	<u>Pennsylvania</u> (/coronavirus/usa/pennsylvania/)	1,382,933		28,934		1,258,469	95,530	108,025	2,260	16,8

#	USA State	Total Cases	New Cases	Total Deaths	New Deaths	Total Recovered	Active Cases	Tot Cases/ 1M pop	Deaths/ 1M pop	Total Tests
8	Ohio (/coronavirus/usa/ohio/)	1,352,104		21,471		1,202,378	128,255	115,672	1,837	15,7
9	North Carolina (/coronavirus/usa/north-carolina/)	1,346,316		15,776		1,255,168	75,372	128,366	1,504	17,1
10	Tennessee (/coronavirus/usa/tennessee/)	1,190,689		14,450		1,107,829	68,410	174,353	2,116	9,6
11	New Jersey (/coronavirus/usa/new-jersey/)	1,134,851		27,202		1,008,220	99,429	127,767	3,063	15,2
12	Michigan (/coronavirus/usa/michigan/)	1,117,846		22,034		896,206	199,606	111,932	2,206	16,5
13	Arizona (/coronavirus/usa/arizona/)	1,068,823		19,513		969,201	80,109	146,842	2,681	5,8
14	Indiana (/coronavirus/usa/indiana/)	934,586		15,157		828,941	90,488	138,823	2,251	13,1
15	Virginia (/coronavirus/usa/virginia/)	836,140		12,312		N/A	N/A	97,960	1,442	12,4
16	South Carolina (/coronavirus/usa/south-carolina/)	830,260		11,721		595,640	222,899	161,256	2,276	10,5
17	Missouri (/coronavirus/usa/missouri/)	801,753		11,725		601,330	188,698	130,633	1,910	9,7
18	Massachusetts (/coronavirus/usa/massachusetts/)	795,543		18,455		N/A	N/A	115,421	2,678	27,7
19	Wisconsin (/coronavirus/usa/wisconsin/)	779,767		8,713		N/A	N/A	133,925	1,496	10,4
20	Alabama (/coronavirus/usa/alabama/)	772,311		13,210		N/A	N/A	157,512	2,694	5,6
21	Louisiana (/coronavirus/usa/louisiana/)	728,831		13,473		N/A	N/A	156,779	2,898	9,8
22	Minnesota (/coronavirus/usa/minnesota/)	684,070		8,086		657,953	18,031	121,297	1,434	12,0
23	Kentucky (/coronavirus/usa/kentucky/)	658,231		8,339		N/A	N/A	147,332	1,867	8,7
24	Colorado (/coronavirus/usa/colorado/)	653,465		7,715		547,417	98,333	113,474	1,340	3,6
25	Washington (/coronavirus/usa/washington/)	631,013		7,327		264,239	359,447	82,866	962	9,8
26	Oklahoma (/coronavirus/usa/oklahoma/)	598,072		8,440		570,801	18,831	151,144	2,133	4,4
27	Maryland (/coronavirus/usa/maryland/)	520,236		10,263		N/A	N/A	86,051	1,698	12,6

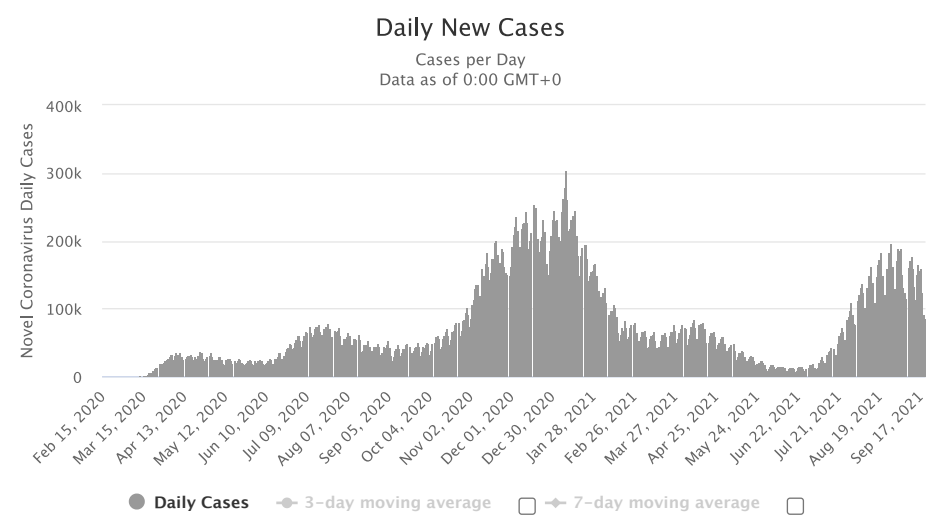
#	USA State	Total Cases	New Cases	Total Deaths	New Deaths	Total Recovered	Active Cases	Tot Cases/ 1M pop	Deaths/ 1M pop	Total Tests
28	Utah (/coronavirus/usa/utah/)	494,378		2,804		460,058	31,516	154,206	875	6,0
29	Arkansas (/coronavirus/usa/arkansas/)	485,452		7,482		462,841	15,129	160,863	2,479	4,8
30	Mississippi (/coronavirus/usa/mississippi/)	476,100		9,270		420,745	46,085	159,972	3,115	3,6
31	Iowa (/coronavirus/usa/iowa/)	463,376		6,401		386,816	70,159	146,867	2,029	5,9
32	Nevada (/coronavirus/usa/nevada/)	412,317		6,880		351,766	53,671	133,862	2,234	4,2
33	Kansas (/coronavirus/usa/kansas/)	399,369		5,916		344,614	48,839	137,084	2,031	1,7
34	Connecticut (/coronavirus/usa/connecticut/)	385,788		8,447		355,882	21,459	108,207	2,369	10,9
35	Oregon (/coronavirus/usa/oregon/)	313,161		3,594		223,601	85,966	74,249	852	6,7
36	Nebraska (/coronavirus/usa/nebraska/)	257,787		2,371		N/A	N/A	133,264	1,226	3,5
37	New Mexico (/coronavirus/usa/new-mexico/)	246,229		4,689		215,480	26,060	117,429	2,236	4,4
38	Idaho (/coronavirus/usa/idaho/)	243,565		2,649		123,129	117,787	136,293	1,482	1,7
39	West Virginia (/coronavirus/usa/west-virginia/)	224,435		3,424		199,521	21,490	125,232	1,911	3,7
40	Rhode Island (/coronavirus/usa/rhode-island/)	169,350		2,815		N/A	N/A	159,861	2,657	5,1
41	Montana (/coronavirus/usa/montana/)	141,339		1,887		129,731	9,721	132,244	1,766	1,7
42	South Dakota (/coronavirus/usa/south-dakota/)	140,402		2,105		130,370	7,927	158,707	2,379	1,4
43	Delaware (/coronavirus/usa/delaware/)	128,692		1,920		115,131	11,641	132,159	1,972	8
44	North Dakota (/coronavirus/usa/north-dakota/)	126,018		1,586		121,453	2,979	165,364	2,081	4
45	New Hampshire (/coronavirus/usa/new-hampshire/)	115,401		1,458		110,174	3,769	84,872	1,072	2,8
46	Alaska (/coronavirus/usa/alaska/)	98,061		459		70,735	26,867	134,046	627	2,9
47	Wyoming (/coronavirus/usa/wyoming/)	85,499		918		80,674	3,907	147,728	1,586	9

#	USA State	Total Cases	New Cases	Total Deaths	New Deaths	Total Recovered	Active Cases	Tot Cases/ 1M pop	Deaths/ 1M pop	Total Tests
48	Maine (/coronavirus/usa/maine/)	83,910		984		N/A	N/A	62,423	732	3,0
49	Hawaii (/coronavirus/usa/hawaii/)	75,911		714		N/A	N/A	53,614	504	2,2
50	District Of Columbia (/coronavirus/usa/district-of-columbia/)	59,563		1,167		N/A	N/A	84,397	1,654	1,9
51	Vermont (/coronavirus/usa/vermont/)	31,764		298		27,403	4,063	50,905	478	2,0
52	Puerto Rico	179,197		3,076		140,040	36,081	52,908	908	2,8
53	Guam	13,660		181		10,790	2,689			2
54	United States Virgin Islands	6,489		67		6,202	220			1
55	Northern Mariana Islands	183		2		N/A	N/A			
56	American Samoa	4				4	0			
57	US Military	361,216		473		332,195	28,548			
58	Veteran Affairs	332,078		14,409		307,151	10,518			4,8
59	Federal Prisons	56,095		262		N/A	N/A			1
60	Navajo Nation	33,513		1,429		31,702	382			3
61	Grand Princess Ship	122		7		115	0			
62	Wuhan Repatriated	3				3	0			
63	Diamond Princess Ship	46				46	0			
	Total:	43,107,628		694,619		32,675,982	9,737,027	130,233	2,099	623,1

Total Coronavirus Cases in the United States

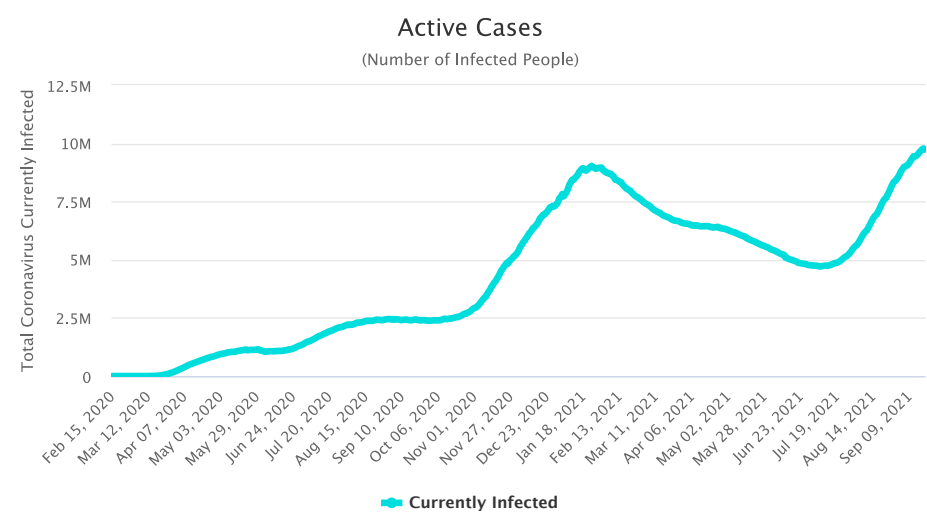


Daily New Cases in the United States



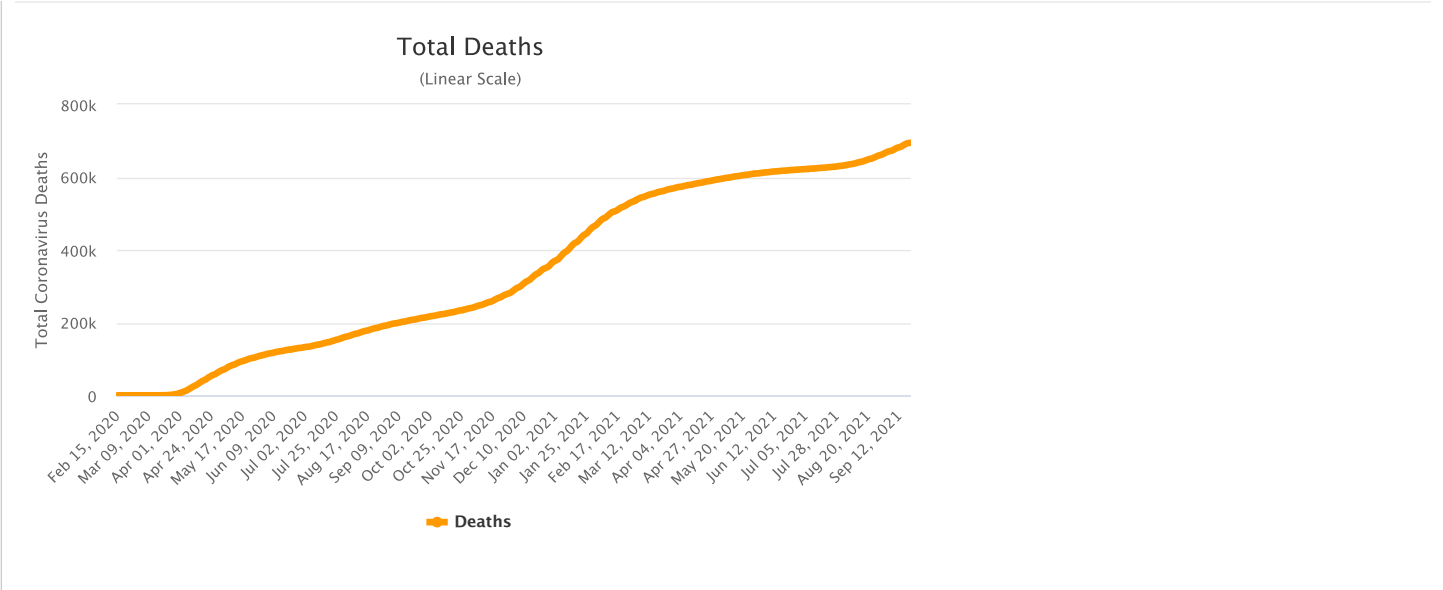
See also: [Daily Deaths Graph](#)

Active Cases in the United States

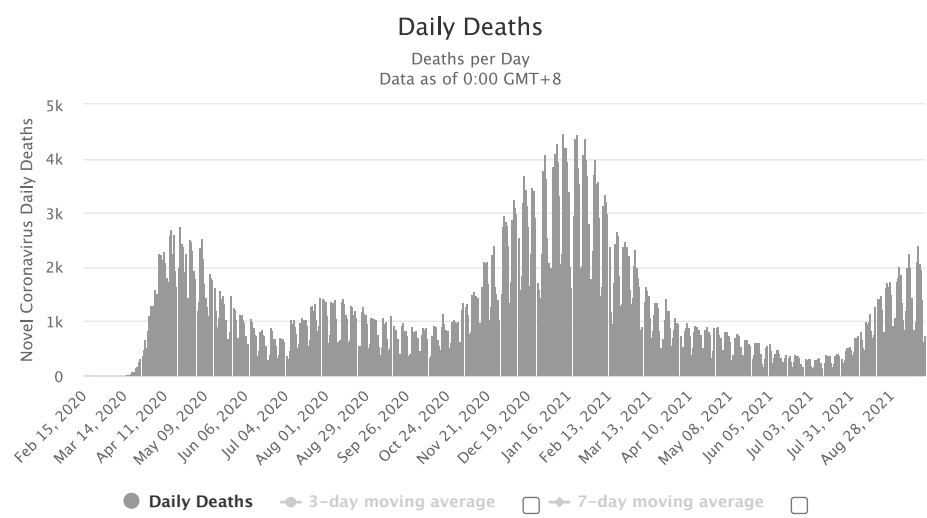


Total Coronavirus Deaths in the United States





Daily New Deaths in the United States



See also: [Daily Cases Graph](#)

Latest News

September 20 (GMT)

Updates

- 86,072 new cases and 746 new deaths in [the United States \(/coronavirus/country/us/\)](#)

September 19

September 18

September 17

Historical account of the initial stages of the epidemic in the United States

Content:

- First 20 cases in the United States
- Progression of first suspected cases
- Timeline of initial events
- Sources for the historical account

First 20 cases in the United States

Information collected on the first 20 domestic cases (not including repatriated cases and Diamond Princess cruise ship evacuee cases) is presented in the table below:

State	Cases	Sex	Age	Date	Case #	Location	Source
Oregon	1			Feb. 29	17 th	Washington C.	
Washington	2			Feb. 29	18, 19 th		
	1	M	30s	Jan. 21	1 st	Snohomish	[7]
Illinois	1			Mar. 1	20 th		
	1	M	60s	Jan. 30	6 th	Chicago	[12]
	1	F	60s	Jan. 24	2 nd	Chicago	[8]
California	2	unkn.	unkn.	Jan. 26	3 rd , 4 th	Orange C., L.A.	[9]
	1	M	adult	Jan. 31	7 th	Santa Clara C.	[17][18]
	1	F	unkn.	Feb. 2	9 th	Santa Clara C.	
	1	M	57	Feb. 2	10 th	San Benito C.	
	1	F	57	Feb. 2	11 th	San Benito C.	
	1		65	Feb. 28	16 th	Santa Clara C.	
	1			Feb. 21	13 th	Humboldt C.	
	1			Feb. 21	14 th	Sacramento C.	
	1			Feb. 26	15 th	[Northern California]	
Massachusetts	1	M	20s	Feb. 1	8 th	Boston	[16]
Arizona	1	unkn.	student	Jan. 26	5 th	Maricopa County	
Wisconsin	1			Feb. 5	12 th	Madison	

Patients Under Investigation (PUI) in the United States

CDC in the early stages released information regarding the number of cases and people under investigation that was updated regularly on Mondays, Wednesdays, and Fridays. Below we provide the historical reports that we were able to gather in order to track the progression in the number of suspected cases and US states involved through time in the initial stages

As of Feb. 10:

<i>Number of U.S. States with PUI</i>	<i>36</i>
Positive	12
Negative	318
Pending (specimens awaiting testing)	68
TOTAL	398

As of Feb. 7:

<i>Number of U.S. States with PUI</i>	<i>36</i>
Positive	12
Negative	225
Pending (specimens awaiting testing)	100
TOTAL	337

As of Feb. 5:

<i>Number of U.S. States with PUI</i>	<i>36</i>
Positive	11
Negative	206
Pending (specimens awaiting testing)	76
TOTAL	293

As of Feb. 3:

<i>Number of U.S. States with PUI</i>	<i>36</i>
Positive	11
Negative	167
Pending (specimens awaiting testing)	82
TOTAL	260




As of January 31:

<i>Number of U.S. States with PUI</i>	<i>36</i>
Positive	6
Negative	114
Pending (specimens awaiting testing)	121
TOTAL	241

Previously, as of January 29, there were 92 suspected cases awaiting testing.

<i>Number of U.S. States with PUI</i>	<i>36</i>
Positive	5
Negative	68
Pending (specimens awaiting testing)	92
TOTAL	165

Timeline of Events

-  On January 31, HHS declared Coronavirus a Public Health Emergency in the US (<https://www.hhs.gov/about/news/2020/01/31/secretary-azar-declares-public-health-emergency-us-2019-novel-coronavirus.html>)
As of Jan. 31, the Wuhan coronavirus is officially a public health emergency in the United States, Alex Azar, secretary of the US Department of Health and Human Services (HHS), announced at a White House press briefing.
-  On Jan. 31, the U.S. Centers for Disease Control and Prevention (CDC) **issued a federal quarantine for 14 days** affecting the 195 American evacuees from Wuhan, China. Starting Sunday, Feb. 2, U.S. citizens, permanent residents and immediate family who have visited China's Hubei province will undergo a **mandatory 14 days quarantine** and, if they have visited other parts of China, they would be screened at airports and asked to self-quarantine for 14 days. The last time the CDC had issued a quarantine was over 50 years ago in the 1960s, for smallpox.
-  President Donald Trump signed an order on Jan. 31 for the U.S. to **deny entry to foreign nationals who traveled to China** within the preceding two weeks, aside from the immediate family of U.S. citizens.
- On Jan. 30, the CDC had confirmed the **first case of person to person transmission in the U.S.:** ^[12] the husband of the Chicago, Illinois case who had returned from Wuhan, China on Jan. 13 and who tested positive for the virus on Jan. 24).
- CDC stated on Jan. 30 that "It is likely there will be more cases of 2019-nCoV reported in the U.S. in the coming days and weeks, including more person-to-person spread."^[12]
- The virus had been confirmed in **5 states**.
- On Jan. 31, **New York City** health officials vehemently denied the rumor regarding a coronavirus case in the city ^[13]. On Feb. 1, however, the city's health commissioner did report that there was a test being performed on a person under 40 who had returned from China, developed matching symptoms, and tested negative to the seasonal flu.
- **Most US patients had recently visited Wuhan.**
- All of the first five U.S. cases were described as **mild**.
- A study on the first US case of novel coronavirus detailed mild symptoms followed by pneumonia (https://www.cnn.com/2020/01/31/health/washington-coronavirus-study-nejm/index.html?utm_term=link&utm_medium=social&utm_content=2020-02-01T00)

U.S. Airlines suspended ALL flights between the U.S. and China

On Friday, January 31, Delta, American and United announced they would temporarily suspend all of their mainland China flights in response to the coronavirus outbreak.^[14]

Prior to this January 31 announcement:

- **UNITED AIRLINES**
on Jan. 28 had announced it would cut 24 flights between the U.S. and China for the first week of February.
- **AMERICAN AIRLINES**
on Jan. 29 had announced it would suspend flights from Los Angeles to Shanghai and Beijing from Feb. 9 through March 27, 2020. It will maintain its flight schedules (10 daily A/R) from Dallas-Fort Worth to Shanghai and Beijing, as well as from Los Angeles and Dallas-Fort Worth to Hong Kong.
- **DELTA**
had not adjusted its schedule of direct flights from the U.S. to China. It is the only airline with direct flights to not take action so far.

The White House was considering issuing a ban on flights between the United States and China, as of late Jan. 28^[11]. Italy has announced on January 31 that it was suspending all flights to and from China following the first 2 cases of coronavirus in Italy.

Travel Alert: Do Not Travel to China

- The U.S. State Department on January 30 issued a **Level 4: Do Not Travel to China Alert** (<https://travel.state.gov/content/travel/en/traveladvisories/traveladvisories/china-travel-advisory.html>) ^[4] (the highest level of alert).
- Previously, on January 29, the advisory was set at a lower "Level 3: Reconsider Travel" advising not to travel to Hubei Province: (Level 4) and reconsider travel to the remainder of China (Level 3).
- The CDC on Jan. 28 issued a Level 3 Warning (<https://wwwnc.cdc.gov/travel/notices/warning/novel-coronavirus-china>), recommending that travelers **avoid all nonessential travel to China** ^[5].

Screening incoming passengers at 20 airports in the U.S.

On January 17, the CDC announced that 3 airports in the United States would begin screening incoming passengers from China: SFO, JFK, and LAX ^[6] Other 2 airports were added subsequently, and on January 28, the U.S. Department of Health and Human Services (HHS) announced that 15 additional U.S. airports (bringing the total to 20) would begin screening incoming travelers from China.

Below is the complete list of airports where screening for the 2019 Novel Coronavirus (2019-nCoV) is in place:

- Los Angeles International (LAX)
- San Francisco International (SFO)
- Chicago O'Hare
- New York JFK
- Atlanta Hartsfield-Jackson International
- Houston George Bush Intercontinental
- Dallas-Fort Worth International
- San Diego International
- Seattle-Tacoma International
- Honolulu International
- Anchorage Ted Stevens International
- Minneapolis-St. Paul International
- Detroit Metropolitan
- Miami International
- Washington Dulles International
- Philadelphia International
- Newark Liberty International
- Boston Logan International
- El Paso International
- Puerto Rico's San Juan Airport

Sources for the historical account

1. Novel Coronavirus (2019-nCoV) situation reports (<https://www.who.int/emergencies/diseases/novel-coronavirus-2019/situation-reports/>) - World Health Organization (<https://www.who.int/>) (WHO)
2. 2019 Novel Coronavirus (2019-nCoV) in the U.S (<https://www.cdc.gov/coronavirus/2019-ncov/cases-in-us.html>) - U.S. Centers for Disease Control and Prevention (<https://www.cdc.gov/>) (CDC)
3. Symptoms of Novel Coronavirus (2019-nCoV) (<https://www.cdc.gov/coronavirus/2019-ncov/about/symptoms.html>) - CDC
4. China Travel Advisory (<https://travel.state.gov/content/travel/en/traveladvisories/traveladvisories/china-travel-advisory.html>) - U.S. State Department, accessed January 31, 2020.
5. Novel Coronavirus in China - Warning - Level 3, Avoid Nonessential Travel (<https://wwwnc.cdc.gov/travel/notices/warning/novel-coronavirus-china>) - CDC, January 28, 2020.
6. Public Health Screening to Begin at 3 U.S. Airports for 2019 Novel Coronavirus ("2019-nCoV") (<https://www.cdc.gov/media/releases/2020/p0117-coronavirus-screening.html>) - CDC January 17, 2020
7. First Travel-related Case of 2019 Novel Coronavirus Detected in United States (<https://www.cdc.gov/media/releases/2020/p0121-novel-coronavirus-travel-case.html>) - CDC, January 21, 2020
8. Second Travel-related Case of 2019 Novel Coronavirus Detected in United States (<https://www.cdc.gov/media/releases/2020/p0124-second-travel-coronavirus.html>) - CDC, January 24, 2020
9. CDC confirms additional cases of 2019 Novel Coronavirus in United States (<https://www.cdc.gov/media/releases/2020/s0126-coronavirus-new-cases.html>) - CDC, January 26, 2020
10. 2019 Novel Coronavirus (2019-nCoV) in the U.S. (<https://www.cdc.gov/coronavirus/2019-ncov/cases-in-us.html>) - CDC, Updated January 29, 2020

11. White House considers ban on flights to China amid coronavirus outbreak (<https://eu.usatoday.com/story/travel/news/2020/01/28/white-house-considers-ban-china-flights-amid-coronavirus-outbreak/4602839002/>) - USA Today, Jan. 28, 2020
12. CDC Confirms Person-to-Person Spread of New Coronavirus in the United States (<https://www.cdc.gov/media/releases/2020/p0130-coronavirus-spread.html>) - CDC Press Release, Jan. 30, 2020
13. NYC Officials Deny Report Of Coronavirus Amid Confusion (<https://www.forbes.com/sites/sergeiklebnikov/2020/01/31/nyc-officials-deny-report-of-coronavirus-amid-confusion/#351e47b5652c>) - Forbes, Jan. 31, 2020
14. Delta, American, United to suspend all China mainland flights as coronavirus crisis grows (<https://eu.usatoday.com/story/travel/2020/01/31/coronavirus-china-flight-ban-delta-cuts-all-flights-white-house/4620989002/>) - USA Today, Jan. 31, 2020
15. Secretary Azar Declares Public Health Emergency for United States for 2019 Novel Coronavirus (<https://www.hhs.gov/about/news/2020/01/31/secretary-azar-declares-public-health-emergency-us-2019-novel-coronavirus.html>) - U.S. Department of Health and Human Services (HHS), Jan. 31, 2020
16. Man returning from Wuhan, China is first case of 2019 Novel Coronavirus confirmed in Massachusetts (<https://www.mass.gov/news/man-returning-from-wuhan-china-is-first-case-of-2019-novel-coronavirus-confirmed-in>) - Massachusetts Department of Public Health, Feb. 1, 2020
17. County of Santa Clara Public Health Department Reports First Case of Novel (new) Coronavirus (<https://www.sccgov.org/sites/phd/news/Pages/novel-coronavirus-1-31-2020.aspx>) - Santa Clara County Public Health, Jan. 31, 2020
18. Coronavirus: First case confirmed in Santa Clara County (<https://www.mercurynews.com/2020/01/31/santa-clara-coronavirus/>) - Mercury News, Jan. 31, 2020

worldometer (/)

[about \(/about/\)](#) | [faq \(/faq/\)](#) | [languages \(/languages/\)](#) | [contact \(/contact/\)](#) | [report coronavirus cases \(/report_us/\)](#)



[\(/newsletter-subscribe/\)](#)



[\(/https://twitter.com/Worldometers\)](https://twitter.com/Worldometers)



[\(/https://www.facebook.com/Worldometers.info\)](https://www.facebook.com/Worldometers.info)